

Slant/Fin

SENTINEL

High performance, cast-iron gas boiler
with **Lifetime Limited Warranty**

**DOE
SEPT. 2012
COMPLIANT**

Up to
82.3%
AFUE



SE-70 shown

The smarter choice for informed homeowners.

Enjoy home heating comfort with the extra confidence that an advanced design Sentinel boiler provides. The Sentinel boiler combines the reliability of natural draft and cast-iron construction with the high efficiency performance provided by the Slant/Fin S-Series heat exchanger. A new Sentinel boiler can save 30% or more on fuel bills compared to a typical old boiler operating at 60% efficiency.

Reliable natural draft design

When the Sentinel boiler is operating, combustion air enters the boiler and exhaust is expelled up the chimney by natural draft. No mechanical combustion aids are required for the boiler to attain its high efficiency.

High performance heating

The Sentinel boiler's S-Series heat exchanger is made of quality cast-iron and assembled with durable metal push nipples. Specially shaped thermal pins promote efficient heat transfer. The boiler heats quickly, sending warmth to radiators throughout your home within moments of your thermostat's call for heat. The Sentinel boiler is so reliable it comes with a lifetime limited warranty.

- AGA input: 70,000 to 210,000 Btu/hr
- Intermittent ignition
- Saves energy. A.F.U.E. to 82.3%

www.slantfin.com



Since 1949
Slant/Fin
BOILERS & BASEBOARD
The Only Name You Want Heating Your Home

**DOE
SEPT. 2012
COMPLIANT**

Slant/Fin

SENTINEL

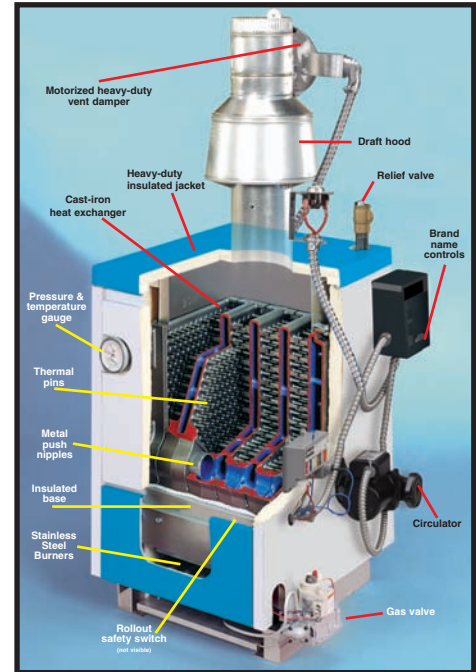
HIGH PERFORMANCE, CAST-IRON GAS BOILER

With five models ranging in size from 70,000 to 210,000 Btuh, Sentinel boilers meet a wide range of residential and light commercial heating requirements. All models are available for use with natural gas or L.P. gas.

Sentinel boilers are "installer-friendly", with features to make the contractor's installation and set up quicker and easier. All Slant/Fin boilers, for instance, are packaged in quick release shipping crates to speed up unpacking. Boilers are factory-wired with quick connect harnesses for the vent damper and blocked vent safety switch. Controls are all mounted on the outside of the boiler for easy access and quick wiring. The boiler height, including draft diverter, is up to a foot and a half lower than many natural draft boilers. (For lower profile boilers with integral draft hoods, refer to the Slant/Fin Sentry models).

RATINGS FOR SENTINEL BOILERS – NATURAL AND L.P. GAS

MODEL NUMBER †	CSA INPUT (Btuh)	DOE CAPACITY (Btuh)	NET AHRI RATING WATER (Btuh) *	WATER (Sq.Ft.)	AFUE %	DIMENSIONS			
						INTERMITTENT IGNITION	A	B	C
SE-70	70,000	58,000	50,000	333	82.0	11 1/8"	17 3/8"	4"	45 1/2"
SE-105	105,000	87,000	76,000	507	82.1	14 1/8"	20 3/8"	5"	46 3/8"
SE-140	140,000	116,000	101,000	673	82.2	17 1/8"	23 3/8"	5"	46 3/8"
SE-175	175,000	145,000	126,000	840	82.2	20 1/8"	26 3/8"	6"	47"
SE-210	210,000	173,000	150,000	1000	82.3	23 1/8"	29 3/8"	7"	48 1/8"

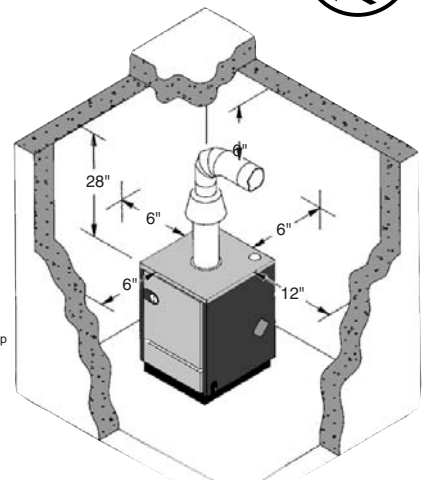
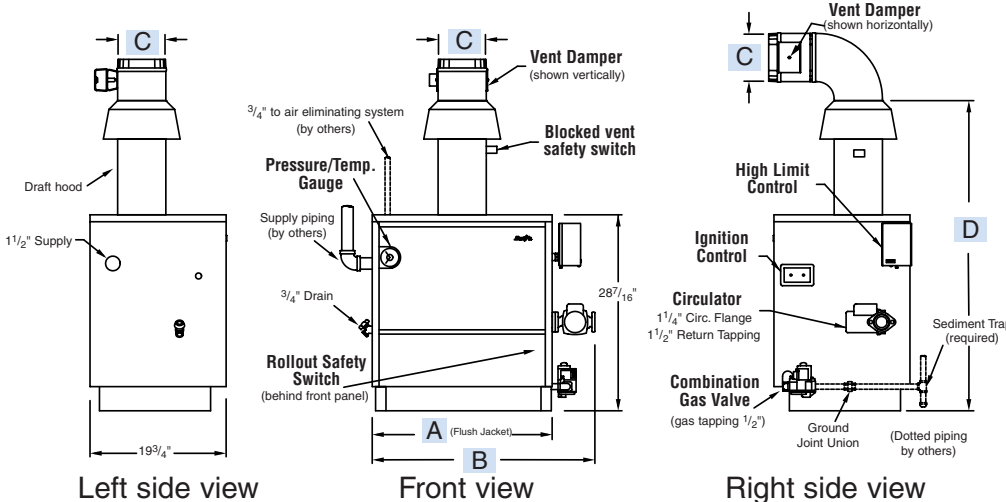


* Net ratings are based on a piping and pick-up allowance of 1.15. Slant/Fin should be consulted before selecting a boiler for installation having unusual piping and pick-up requirements. Ratings must be reduced by 4% at 2,000 feet elevation and an additional 4% for every additional 1,000 feet elevation over 2,000 feet.

†Type of gas: after model number, specify gas by name "Natural" or "Propane".
Note: All Sentinel boilers are tested and rated for capacity under the U.S. Dept. of Energy (D.O.E.) Test Procedure for boilers.



Dimensions MODELS SE-70 to SE-210



MINIMUM CLEARANCE DIMENSIONS

* Vent damper may be installed horizontally on all models with use of a common vent elbow.



U.S.A.
Slant/Fin Corporation • 100 Forest Drive
Greenvale, NY 11548 • 516-484-2600
www.slantfin.com

Canada
Slant/Fin LTD/LTEE • 6450 Northam Drive
Mississauga, Ontario L4V 1H9 • 905-677-8400
www.slantfin.ca