



# **LX Series Gas Furnaces**

**Every Moment Deserves Coleman® Comfort**

80% & Up to 97% AFUE Models



# Comfort for all the times of your life

## Get a great feeling

Your special moments deserve to be lived in full Coleman® HVAC Comfort. From breakfast time to family time to bed time, a new Coleman® HVAC system makes every day feel great!



## A name that stands for reliability

The Coleman® HVAC nameplate on your product is your best assurance of dependable performance. Our tough manufacturing quality processes make sure that our famous “rugged reliability” comes through for you season after season. And, trust our expert home comfort advisors for installation and support that leave you with a good feeling.


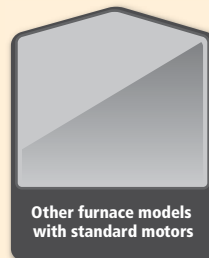
## Comfort with a conscience

These days, energy costs and environmental issues concern everyone. Coleman® LX gas furnaces can reduce energy costs nearly 40% compared to furnaces that are 20 years old. And, with up to a 97% Annual Fuel Utilization Efficiency (AFUE) rating on our high-efficiency models, they have earned some of the highest ratings in the industry.

## Save money with minimal investment

Single-stage models feature a quiet, high-efficiency air circulating fan motor which operates at a fraction of the cost of traditional motors. As an added benefit, these motors can increase the overall efficiency of your complete Coleman® HVAC heating and cooling system, saving you even more money with minimal investment!

### Overall heating and cooling system efficiency



# Coleman® LX Series

## Savings you can see

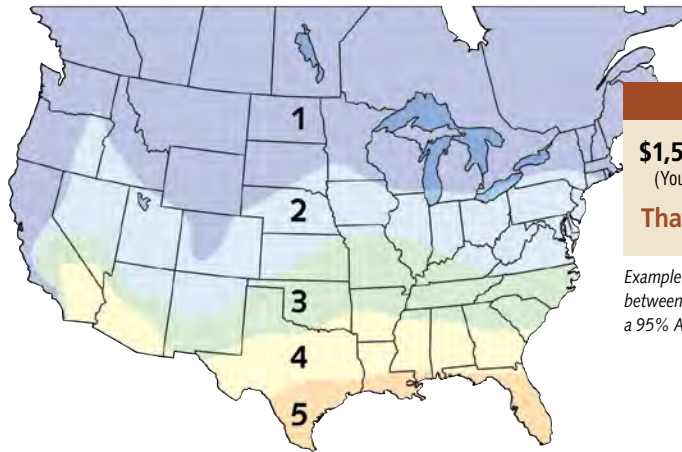
Advanced Coleman® LX gas furnaces are much more efficient than many older units. Add this benefit to greater reliability and reduced service costs, and an LX furnace purchase can pay for itself quickly.

## To use the map and chart

First, determine the AFUE of your current system. Then, using the map, find your zone. Cross-reference your zone and AFUE in the table to determine your approximate operating cost. The difference between your current costs and the costs of a new, more efficient system equals your estimated annual savings.

Heating Efficiencies AFUE <sup>1</sup>	Approximate Annual Heating Operating Costs				
	Zone 1	Zone 2	Zone 3	Zone 4	Zone 5
65%	\$ 1,596	\$ 1,418	\$ 1,082	\$ 957	\$ 534
80%	\$ 1,297	\$ 1,152	\$ 875	\$ 777	\$ 474
92%	\$ 1,127	\$ 1,002	\$ 764	\$ 676	\$ 412
95%	\$ 1,091	\$ 969	\$ 740	\$ 654	\$ 399

<sup>1</sup>AFUE: The federal government has established Annual Fuel Utilization Efficiency (AFUE) ratings to allow you to compare the efficiency of furnaces. The higher the AFUE percentage is (e.g. 95%), the more efficient the furnace.



**Example:**  
**\$1,596 – \$1,091 = \$505**  
 (Your estimated annual savings)  
**That's a 32% savings!**

*Example is based on the difference between a 65% AFUE unit and a 95% AFUE unit in zone 1.*

## Greater care for your indoor air



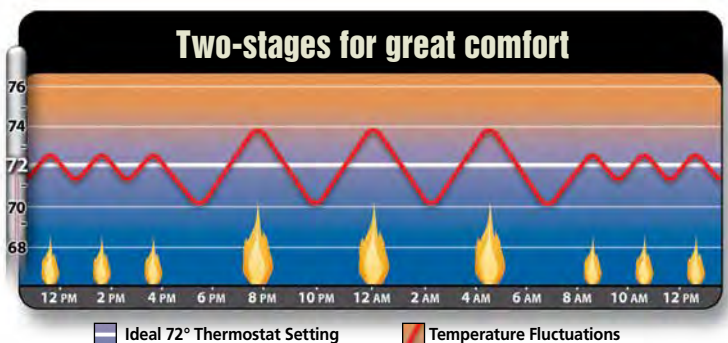
Two-stage models are available with a super-quiet, high-efficiency variable-speed ECM fan motor option which circulates air for longer periods at a fraction of the cost. Longer run times mean fewer hot and cold spots and longer periods of air filtering, resulting in cleaner and more comfortable air. Plus, fewer starts and stops make variable-speed models 24 times less noisy than conventional furnaces.



*\*For every 3 dB quieter, sound power is reduced 50%!*

## Easy service adds up to long-term savings

The LX series makes service and maintenance easy for dealers, too. So, you not only get economy and efficiency, you'll get dependable and reliable performance for years to come.



Two-stage gas furnaces offer an immediate level of performance. Operation varies between first and second stage based on demand.





## EcoTrak™ customizes your comfort level



Now you can enjoy custom comfort regardless of whether you live in a dry, temperate or humid climate. That's because Coleman® HVAC two-stage models featuring the optional variable-speed ECM fan motor include EcoTrak™ technology that allows your installer to set an operating cycle that works best in a particular climate.

## Warrantied for years of comfort

Every Coleman® system is backed with the best limited warranties available:

			
<p>10 years on parts, 20 years on 80% AFUE model heat exchanger, lifetime on 95.5%–97% AFUE model heat exchanger.*</p>	<p>80% AFUE Model</p>	<p>95.5%–97% AFUE Model</p>	
<p><small>*For 10-year limited parts and lifetime heat exchanger warranties, system must be registered online within 90 days of installation. If not registered within 90 days, the parts warranty reverts to a 5-year limited warranty and the heat exchanger warranty reverts to a 20-year limited warranty.</small></p>			

## How comfortable is your wallet?

By matching your Coleman® HVAC system with other Coleman® equipment, you will maximize energy efficiency. Ask your Coleman® Dealer about central air conditioning systems, heat pumps, fans, filters, IAQ equipment and advanced controls to complete your system. Talking to your dealer will keep you informed, save you money and time, and protect your family's health—all part of Coleman® Comfort.



## Financing plans that feel right

Ask your Coleman® HVAC Dealer about special financing options. Applying is easy, and upon approval, you'll enjoy low monthly payments and financing offers.

## Visit our website



Learn how Coleman® products can improve your home comfort at [www.colemanac.com](http://www.colemanac.com). Our website is the perfect place to get acquainted with our wide range of products.

## Have your Coleman® Dealer specify the system that performs best for your home

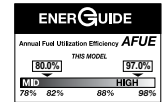
### LX Series 80% AFUE Furnaces\*

CFM (x 100)	BTU (x 100)	Width**	Model	AFUE	CFM (x 100)	BTU (x 100)	Width**	Model	AFUE
12	60	14.5	TM8X060A12MP11A	80%	16	100	21.0	TM8T100C16MP11A	80%
12	80	17.5	TM8X080B12MP11A	80%	20	100	21.0	TM8T100C20MP11A	80%
16	80	21.0	TM8X080C16MP11A	80%	20	120	21.0	TM8T120C20MP11A	80%
16	100	21.0	TM8X100C16MP11A	80%	12	60	14.5	TM8V060A12MP11A	80%
20	100	21.0	TM8X100C20MP11A	80%	12	80	17.5	TM8V080B12MP11A	80%
20	120	21.0	TM8X120C20MP11A	80%	16	80	21.0	TM8V080C16MP11A	80%
12	60	14.5	TM8T060A12MP11A	80%	16	100	21.0	TM8V100C16MP11A	80%
12	80	17.5	TM8T080B12MP11A	80%	20	100	21.0	TM8V100C20MP11A	80%
16	80	21.0	TM8T080C16MP11A	80%	20	120	21.0	TM8V120C20MP11A	80%

### LX Series Up to 97% AFUE Furnaces

CFM (x 100)	BTU (x 100)	Width**	Model	AFUE	CFM (x 100)	BTU (x 100)	Width**	Model	AFUE
12	60	17.5	TM9X060B12MP11A	95.5%	12	60	17.5	TM9V060B12MP11A	96%
12	80	17.5	TM9X080B12MP11A	95.5%	12	80	17.5	TM9V080B12MP11A	96%
16	80	21.0	TM9X080C16MP11A	95.5%	16	80	21.0	TM9V080C16MP11A	96%
16	100	21.0	TM9X100C16MP11A	95.5%	16	100	21.0	TM9V100C16MP11A	96%
20	100	21.0	TM9X100C20MP11A	95.5%	20	100	21.0	TM9V100C20MP11A	96%
20	120	24.5	TM9X120D20MP11A	95.5%	20	120	24.5	TM9V120D20MP11A	96%
12	60	17.5	TM9T060B12MP11A	96%	12	60	17.5	TM9M060B12MP11A	97%
12	80	17.5	TM9T080B12MP11A	96%	12	80	17.5	TM9M080B12MP11A	97%
16	80	21.0	TM9T080C16MP11A	96%	16	80	21.0	TM9M080C16MP11A	97%
16	100	21.0	TM9T100C16MP11A	96%	16	100	21.0	TM9M100C16MP11A	97%
20	100	21.0	TM9T100C20MP11A	96%	20	100	21.0	TM9M100C20MP11A	97%
20	120	24.5	TM9T120D20MP11A	96%	20	120	24.5	TM9M120D20MP11A	97%

\* Models available with LoNox.  
\*\* All units measure 33" high x 29-1/2" deep.



The LX Series TM9V model meets ENERGY STAR® requirements for energy efficiency.

